

Dresden Plate for Ties - 12 inch block



Something NEW!
from your friends at
How-to-Quilt.com

The Ultimate How to Bind a Quilt DVD Quilting Mentor

*Tips and Techniques for Sewing Perfect Bindings for your Quilt.
From plain Bias Binding to Piping; 6 different ways to bind a quilt*

Answering all of those nagging questions about binding and how to bind a quilt:

- Which is better? Bias to Straight grain?
- How do you miter the corners so they are flat and professional-looking?
- How do you sew the ends together so you have a smooth finish?
- How wide should your binding be?
- Do I have to hand stitch, or is there a way to machine stitch the binding?
- What are some other ways to bind my quilt?



You get DVDs and a Guidebook showing you:

- ⇒ Double Fold Bias Binding
- ⇒ Self-Binding
- ⇒ Adding Piping to your Binding
- ⇒ Binding with Prairie Points
- ⇒ Knife-Edge Binding (two different methods)



Reserve your copy TODAY at: www.HowToBindAQuilt.com

Your Friends Will be Shocked to Discover That You Learned Secrets of Machine Quilting a Beautiful Family Heirloom Quilt Simply by Watching TV!



We won't tell them. Will you?

Yes, You Can Make A Quilt for Future Generations to Enjoy . . . 100% Guaranteed!

If you've been afraid to start a making a quilt or tackle machine quilting, gotten frustrated at some point along the way, or have given up quilting completely . . . don't blame yourself. I've read the books, seen the patterns, and have experienced the frustration – firsthand – of incomplete directions, wrong methods, and instructions that are so confusing I don't know which way is up, let alone which is the right side of the fabric.

From start to finish, you can follow along with the book and make the exact quilt using no extra resources, scouring through other quilting books, taking yet another workshop, searching on the web or making hysterical phone calls to other, more experienced quilters for help.

You will see exactly how to:

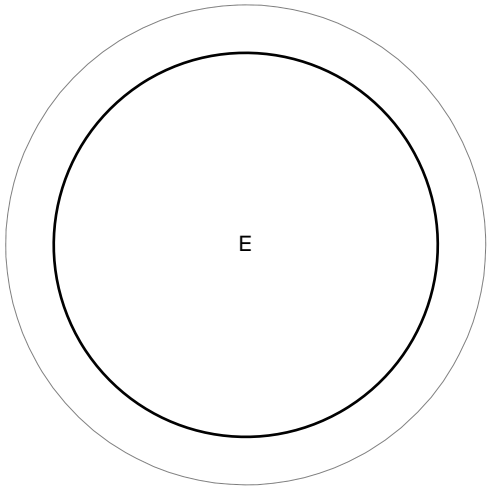
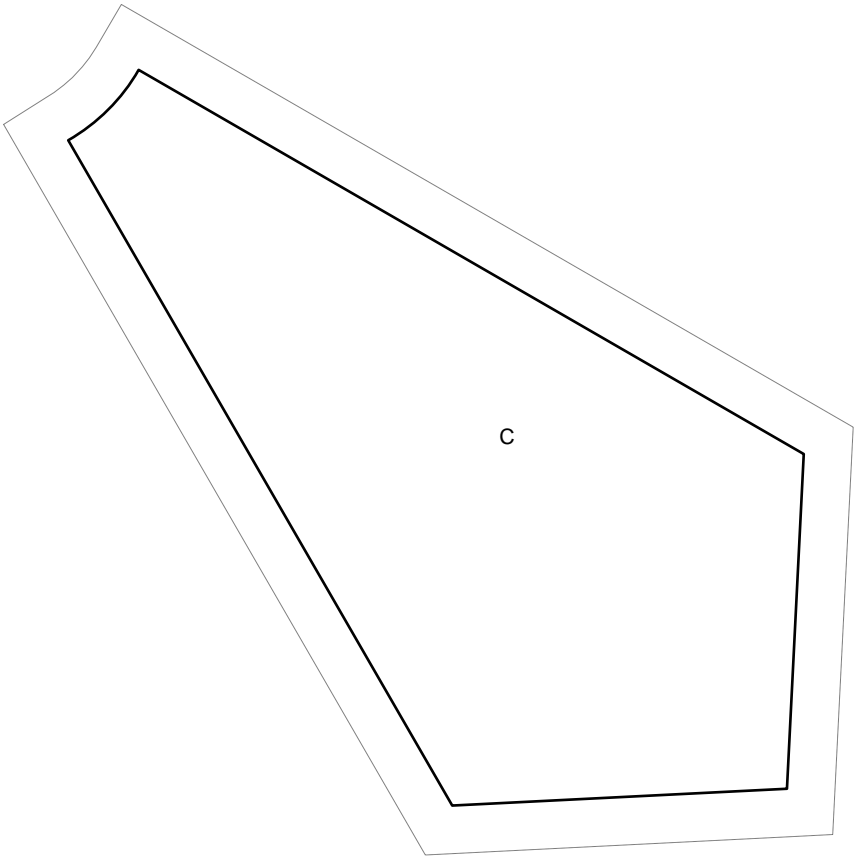
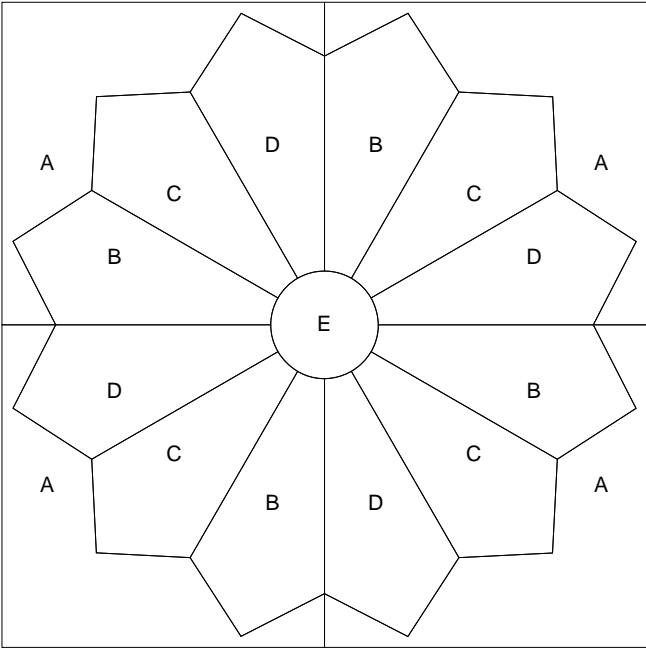
- make your quilt look like it was made by a professional by creating pointy points on your triangles and square corners on your squares
- eliminate frustration by using a system to keep your blocks in order as you sew them together
- finish your quilt in no time with quilter-tested machine quilting techniques using your home sewing machine

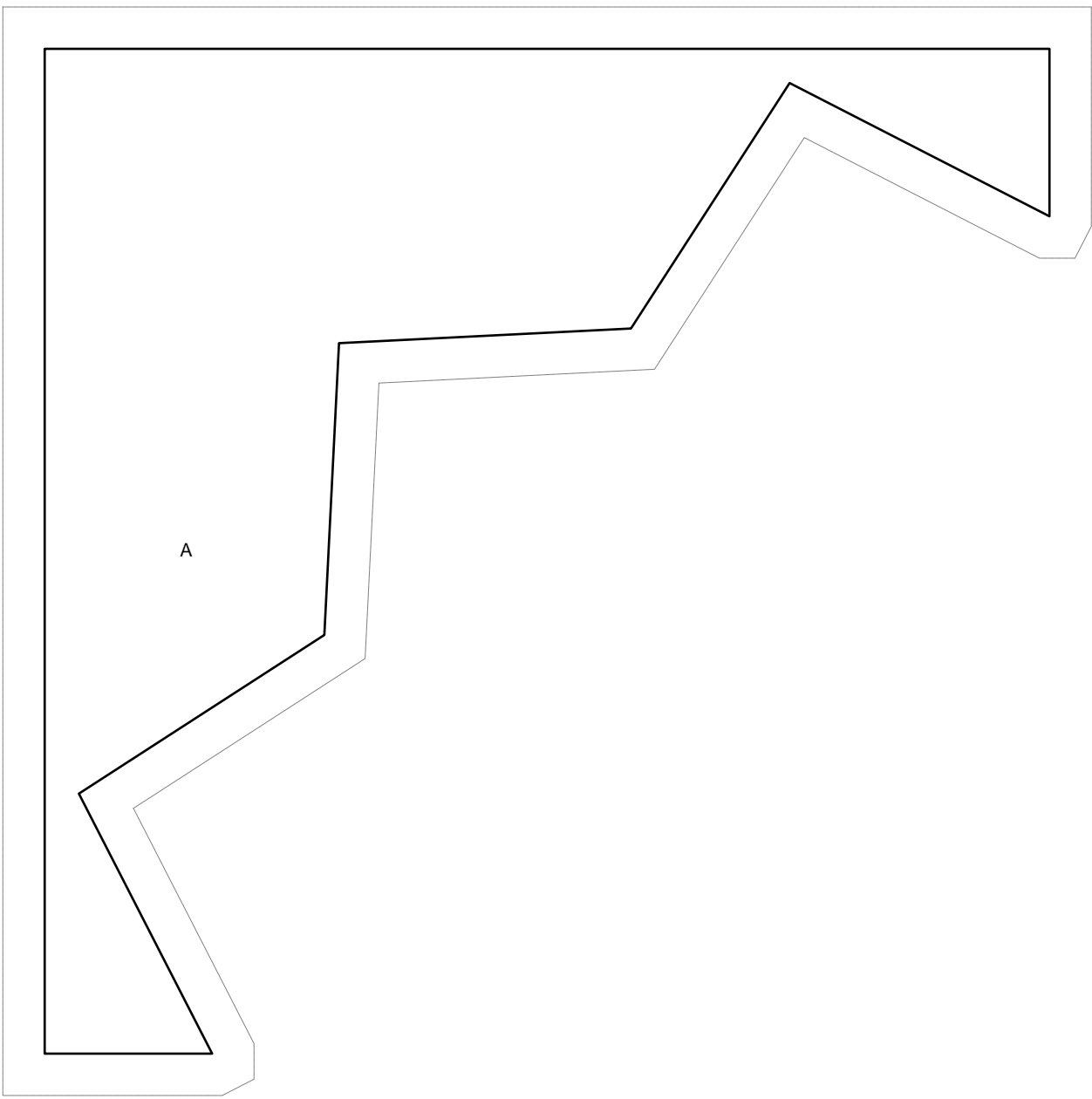
Invest today in the most comprehensive quilting resource ever – you'll be glad you did – and your family will be amazed with your quilt.

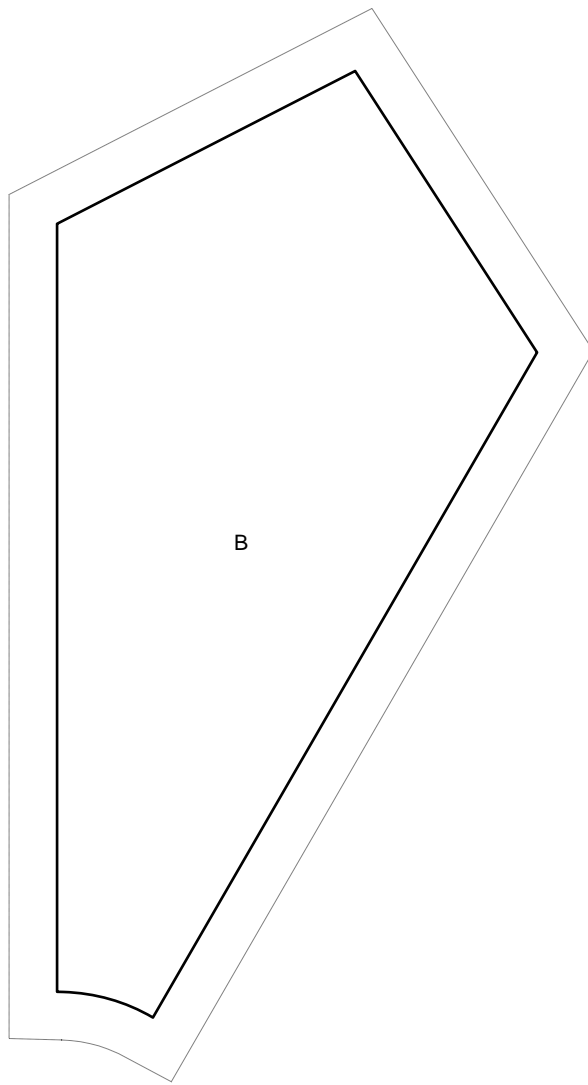
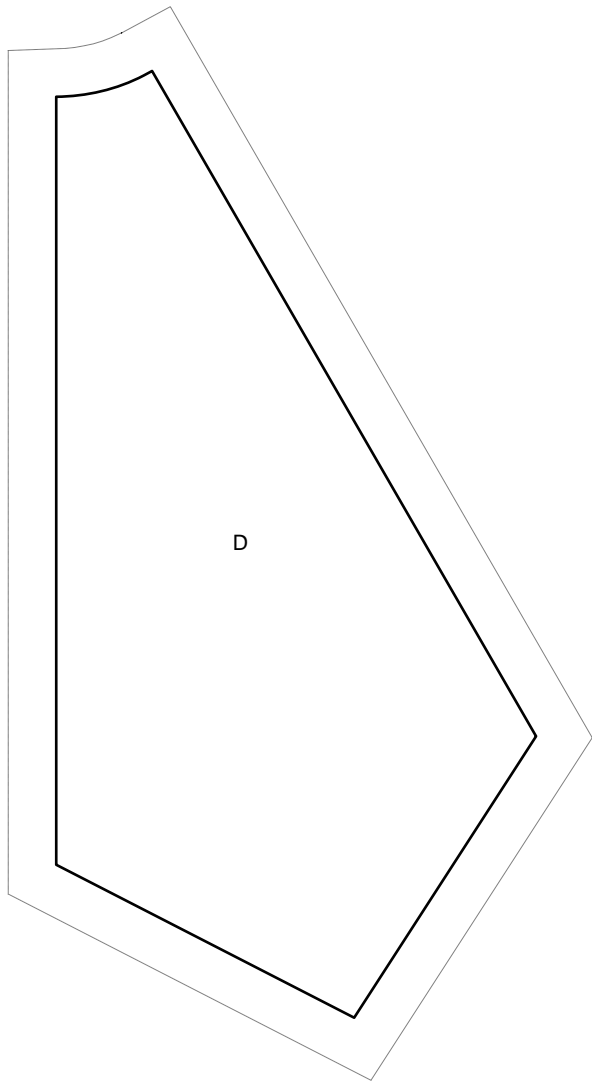
Reserve your copy TODAY at: www.MachineQuiltingAdventure.com

Dresden Plate for Ties

Key Block (14/50 actual size)

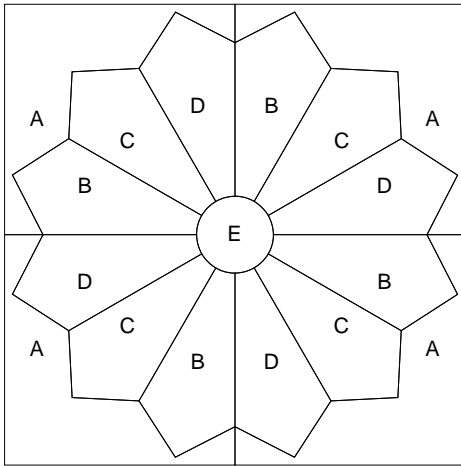






Dresden Plate for Ties

Key Block (1/5 actual size)



Cutting Diagrams



Patch Count