











Brick Road

Overall Size: 47.00 by 65.00 Inches




Fabric key	Number of patches	Yardage estimate	Fabric key	Number of patches	Yardage estimate
	4	1 + 7/8		11	3/8
	14	3/8		24	3/4
	25	3/8		24	7/8
	14	1/4		21	7/8
	11	3/8			



** This yardage is the estimate for all uncolored patches.


* The estimate for this fabric assumes that long strips are NOT pieced (single strip of fabric).

Brick Road - Block 1

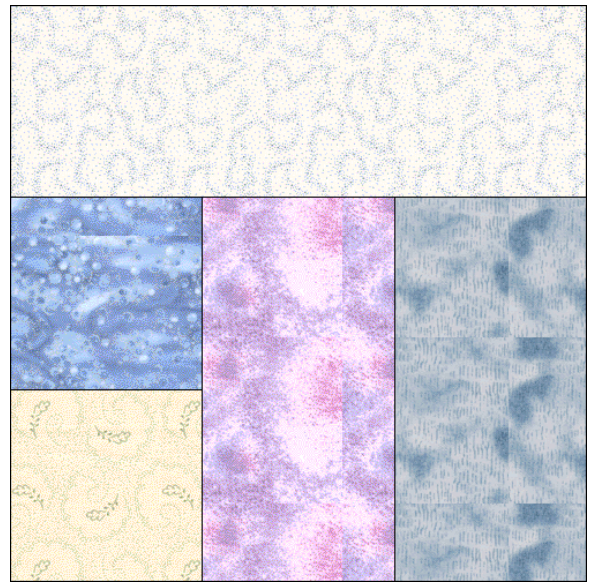
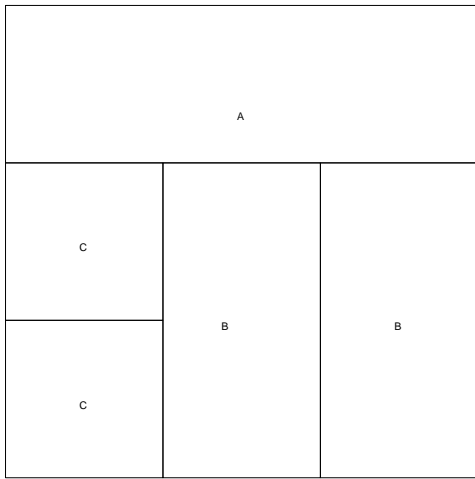


Worktable Block
Pattern for 6.00x6.00 block
Key Block (27/50 actual size)





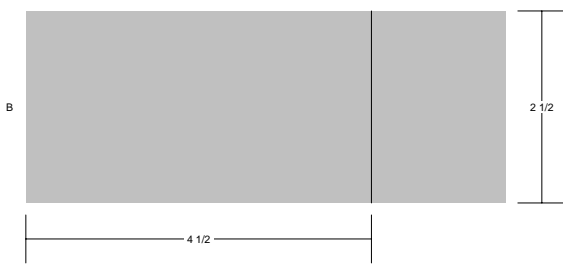
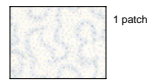
Worktable Block
 Pattern for 6.00x6.00 block
 Key Block (41/100 actual size)




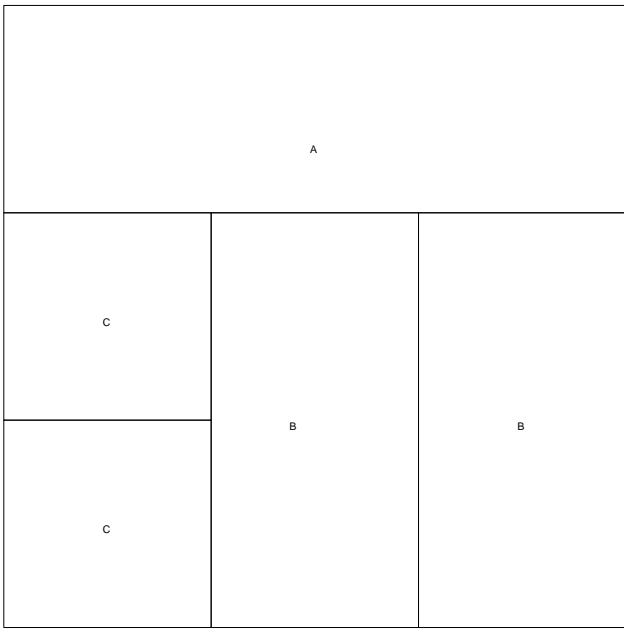
Cutting Diagrams




Patch Count




Worktable Block
Pattern for 9.00x9.00 block
Key Block (18/50 actual size)



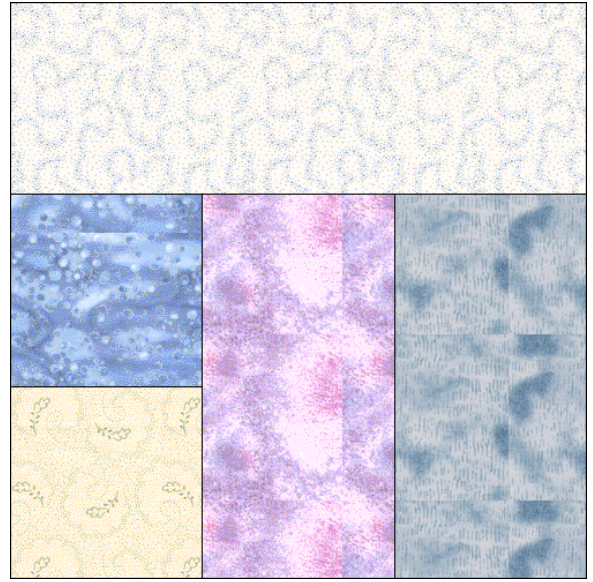
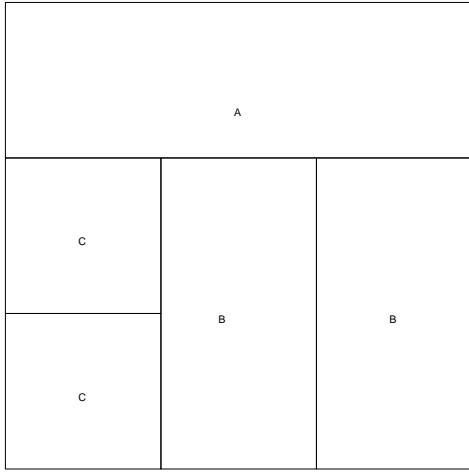


A





B

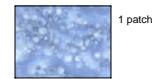
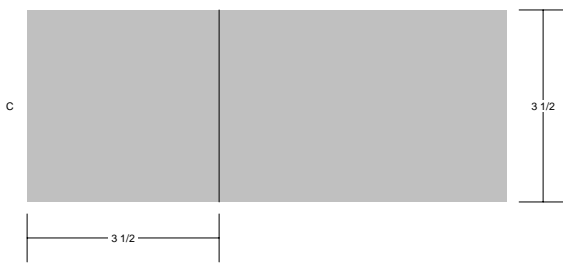
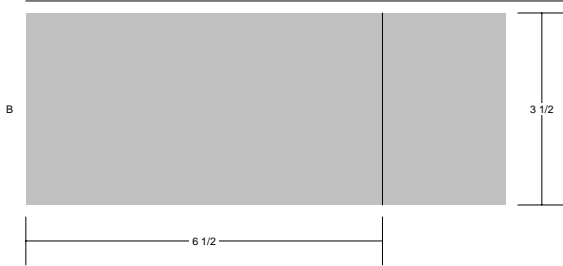
Worktable Block
 Pattern for 9.00x9.00 block
 Key Block (27/100 actual size)




Cutting Diagrams





Patch Count




Brick Road - Block 2




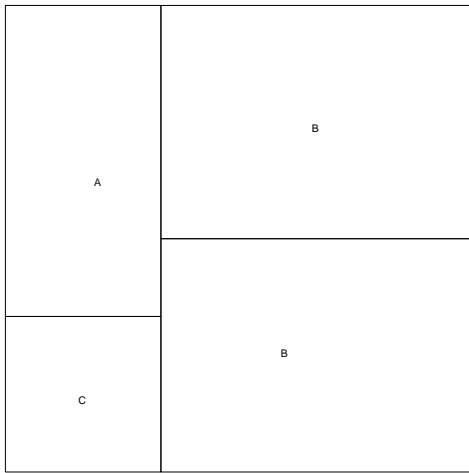
Worktable Block
Pattern for 6.00x6.00 block
Key Block (27/50 actual size)



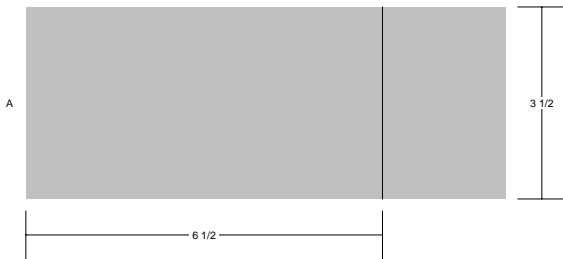


c

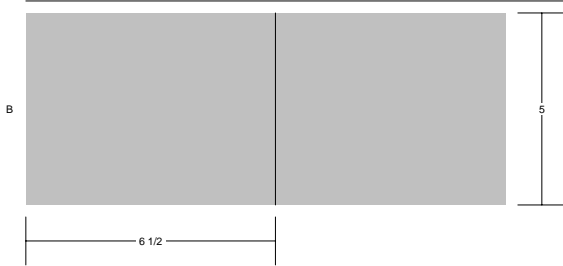
Worktable Block
 Pattern for 9.00x9.00 block
 Key Block (27/100 actual size)





Cutting Diagrams




Patch Count




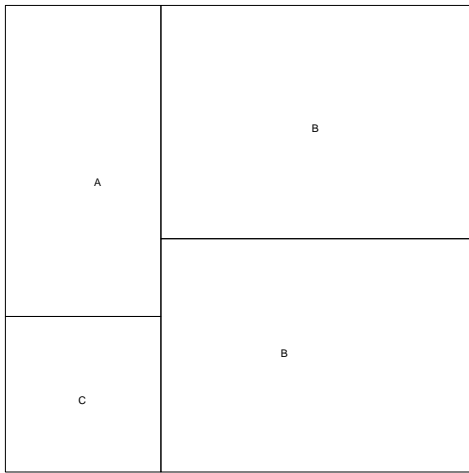
Worktable Block
Pattern for 9.00x9.00 block
Key Block (18/50 actual size)



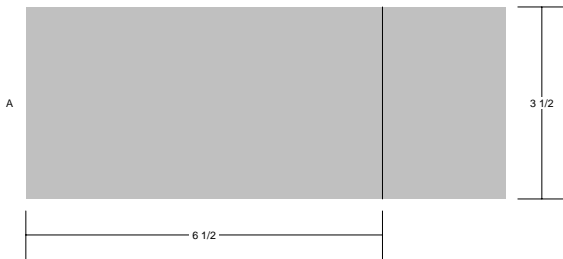
B



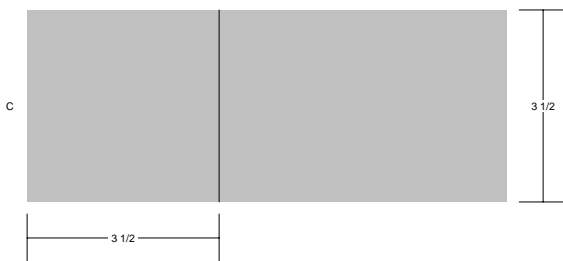
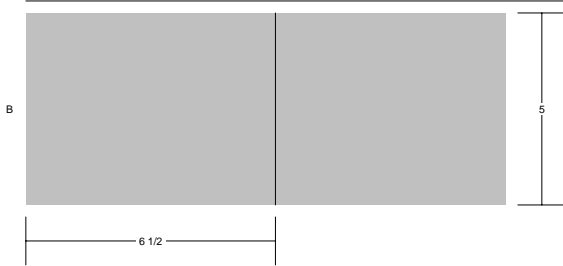
Worktable Block
 Pattern for 9.00x9.00 block
 Key Block (27/100 actual size)




Cutting Diagrams





Patch Count




Brick Road - Block 3





Worktable Block
Pattern for 6.00x6.00 block
Key Block (27/50 actual size)






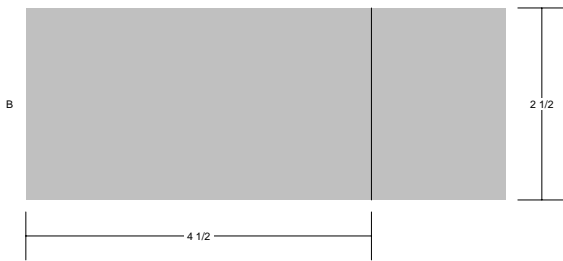
Worktable Block
 Pattern for 6.00x6.00 block
 Key Block (41/100 actual size)




Cutting Diagrams




Patch Count






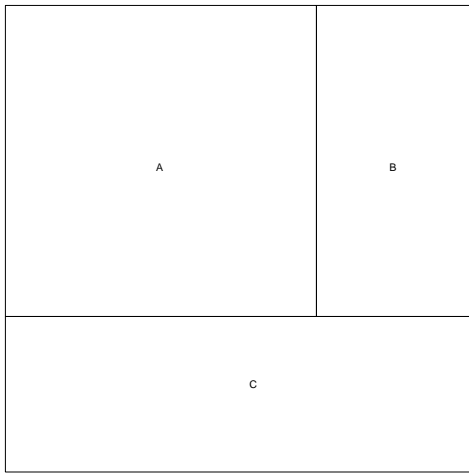
c



b

A

Worktable Block
 Pattern for 9.00x9.00 block
 Key Block (27/100 actual size)



Cutting Diagrams



Patch Count

